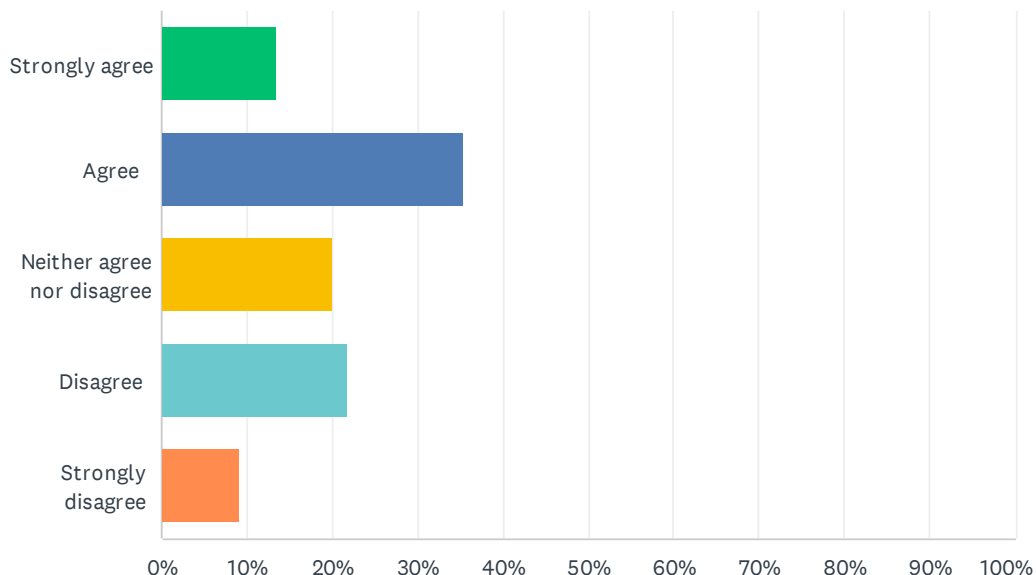


## Q1 How much do you agree with the following statement: 'All things considered, I generally have confidence in the police'?

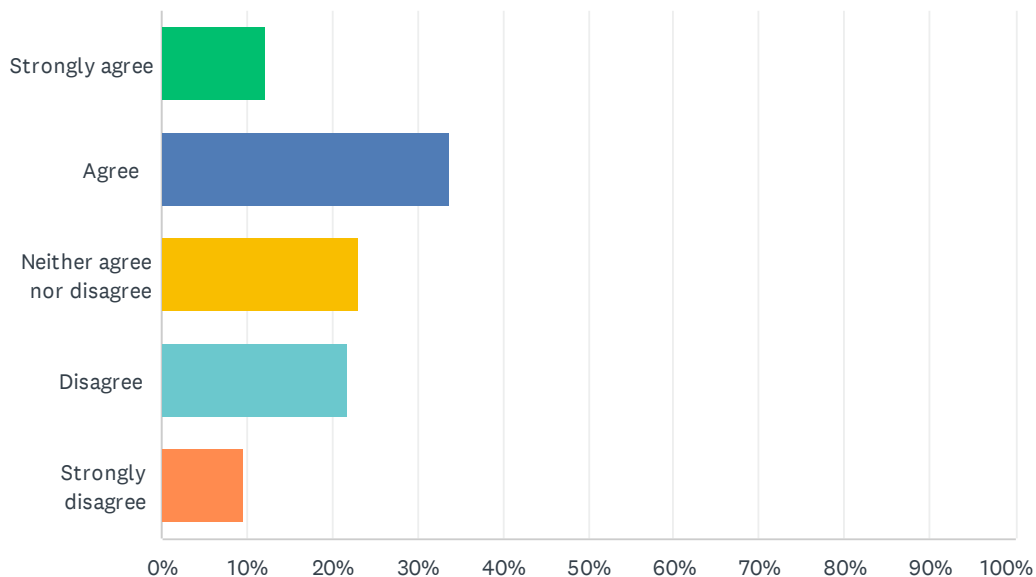
Answered: 5,316 Skipped: 0



ANSWER CHOICES	RESPONSES	
Strongly agree	13.39%	712
Agree	35.50%	1,887
Neither agree nor disagree	20.09%	1,068
Disagree	21.80%	1,159
Strongly disagree	9.22%	490
TOTAL		5,316

## Q2 How much do you agree with the statement 'All things considered, I have confidence in Devon and Cornwall Police'?

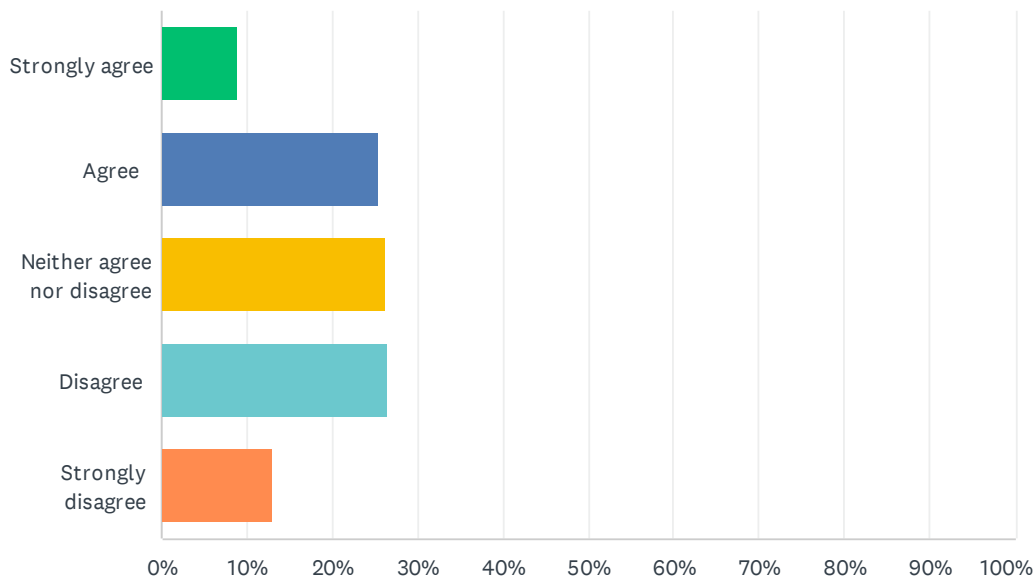
Answered: 2,480 Skipped: 2,836



ANSWER CHOICES	RESPONSES	
Strongly agree	12.10%	300
Agree	33.63%	834
Neither agree nor disagree	22.94%	569
Disagree	21.81%	541
Strongly disagree	9.52%	236
TOTAL		2,480

### Q3 All things considered, to what extent do you agree that this represents value for money?

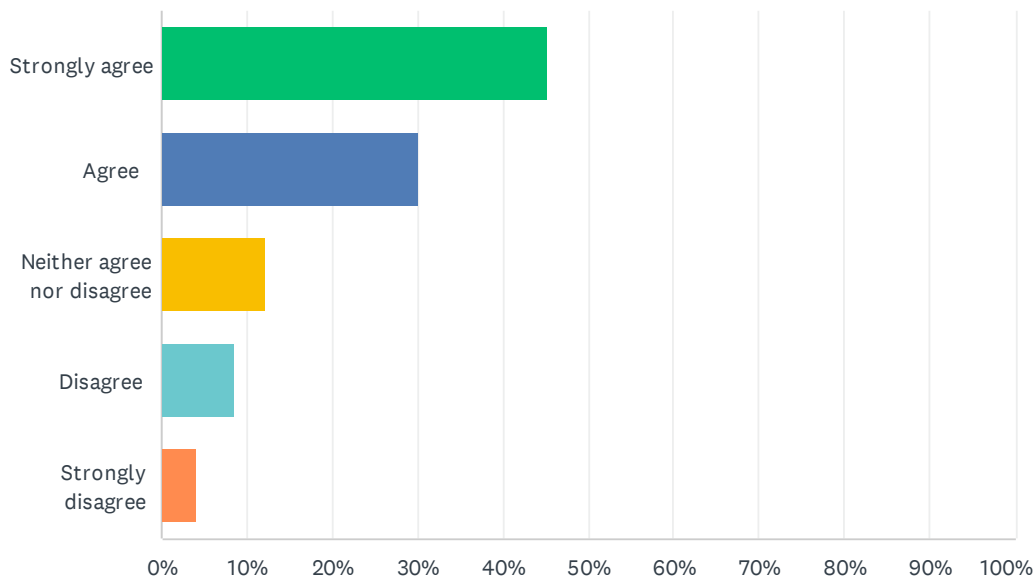
Answered: 5,316 Skipped: 0



ANSWER CHOICES	RESPONSES	
Strongly agree	8.95%	476
Agree	25.34%	1,347
Neither agree nor disagree	26.26%	1,396
Disagree	26.45%	1,406
Strongly disagree	13.00%	691
TOTAL		5,316

## Q4 To what extent do you agree that investment should be made to open more police stations to the public?

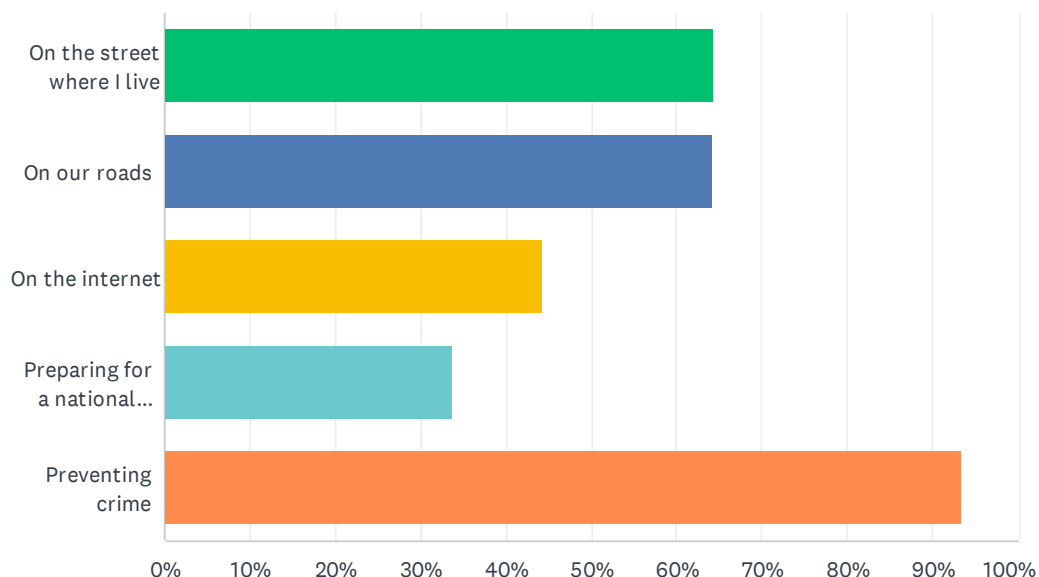
Answered: 5,316 Skipped: 0



ANSWER CHOICES	RESPONSES	
Strongly agree	45.22%	2,404
Agree	30.02%	1,596
Neither agree nor disagree	12.21%	649
Disagree	8.48%	451
Strongly disagree	4.06%	216
TOTAL		5,316

## Q5 Where do you perceive that policing needs greater investment? Please select three from the following options:

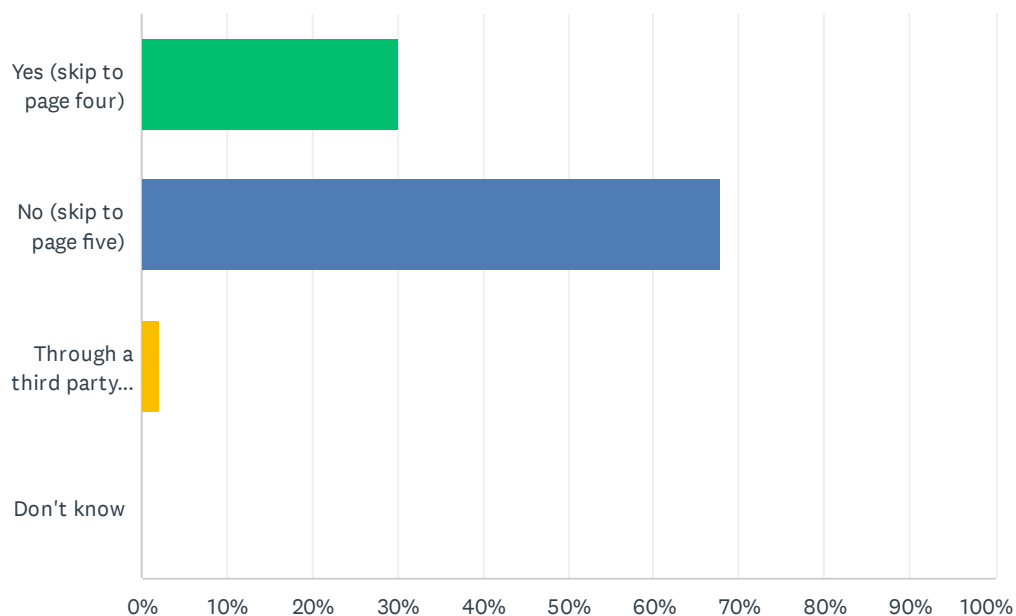
Answered: 4,947 Skipped: 369



ANSWER CHOICES	RESPONSES	
On the street where I live	64.32%	3,182
On our roads	64.22%	3,177
On the internet	44.27%	2,190
Preparing for a national emergency/terrorism	33.76%	1,670
Preventing crime	93.43%	4,622
Total Respondents: 4,947		

## Q6 Have you ever contacted the police in the last 12 months?

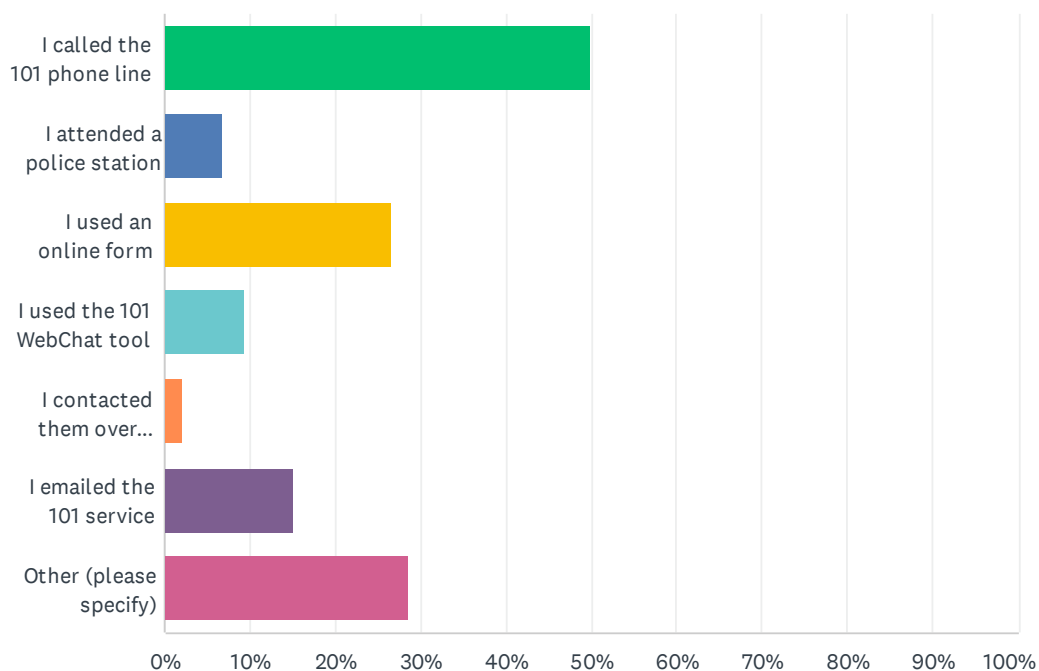
Answered: 4,947 Skipped: 369



ANSWER CHOICES	RESPONSES	
Yes (skip to page four)	30.04%	1,486
No (skip to page five)	67.74%	3,351
Through a third party reporting service	2.22%	110
Don't know	0.00%	0
<b>TOTAL</b>		<b>4,947</b>

## Q7 What contact method did you use? [Please select all that apply]

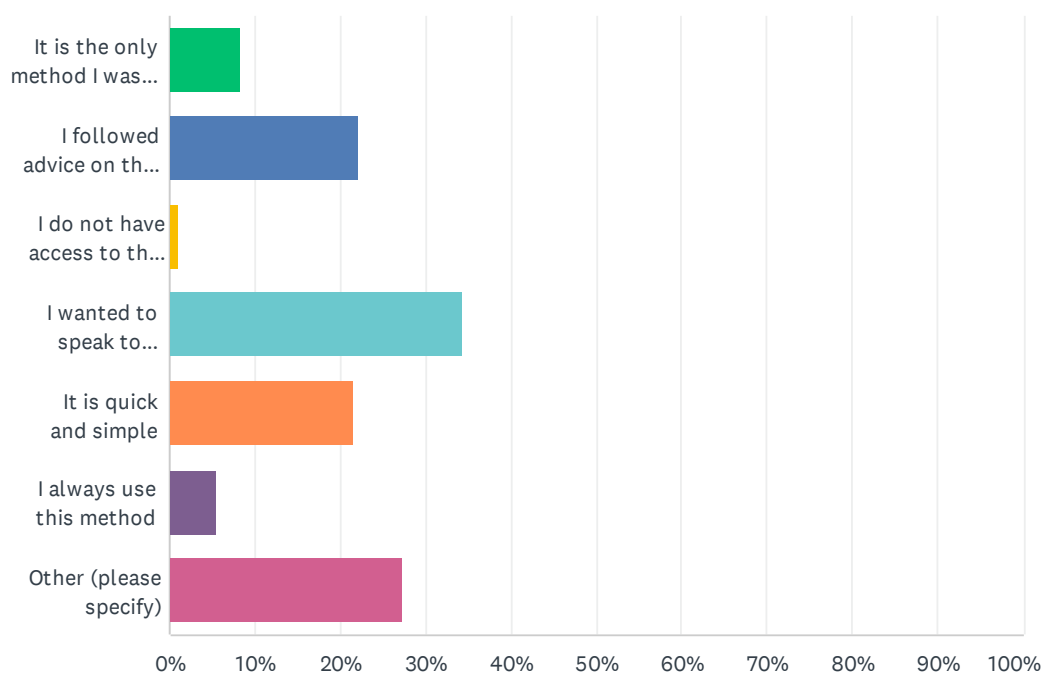
Answered: 1,533 Skipped: 3,783



ANSWER CHOICES	RESPONSES	
I called the 101 phone line	49.84%	764
I attended a police station	6.91%	106
I used an online form	26.61%	408
I used the 101 WebChat tool	9.46%	145
I contacted them over social media	2.09%	32
I emailed the 101 service	15.20%	233
Other (please specify)	28.64%	439
Total Respondents: 1,533		

## Q8 Why did you choose this method? [Please select all that apply]

Answered: 1,529 Skipped: 3,787

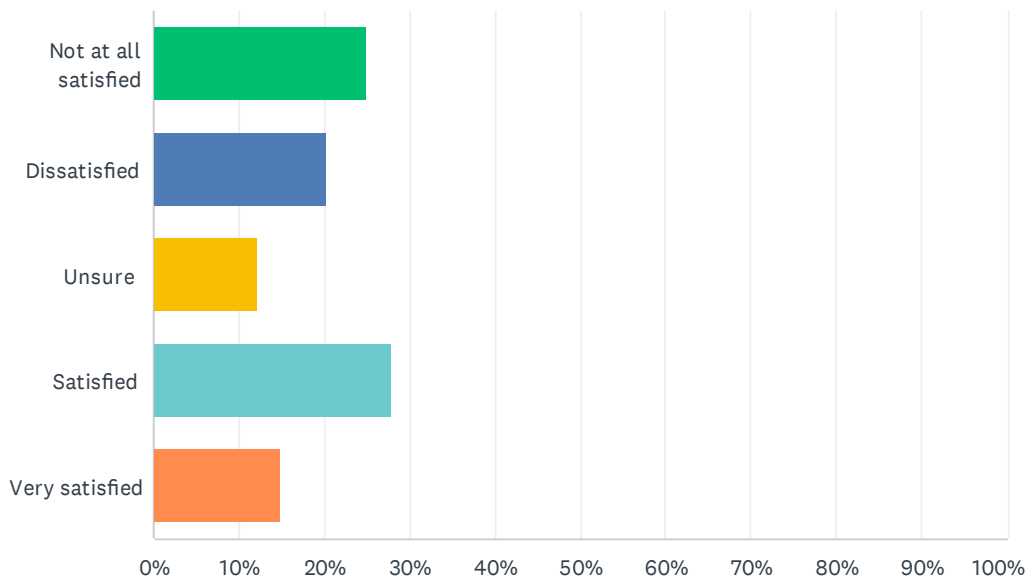


ANSWER CHOICES	RESPONSES	
It is the only method I was aware of	8.37%	128
I followed advice on the police website	22.24%	340
I do not have access to the internet	0.98%	15
I wanted to speak to someone	34.40%	526
It is quick and simple	21.45%	328
I always use this method	5.62%	86
Other (please specify)	27.34%	418
Total Respondents: 1,529		



## Q9 How satisfied were you with how you were dealt with using your chosen method?

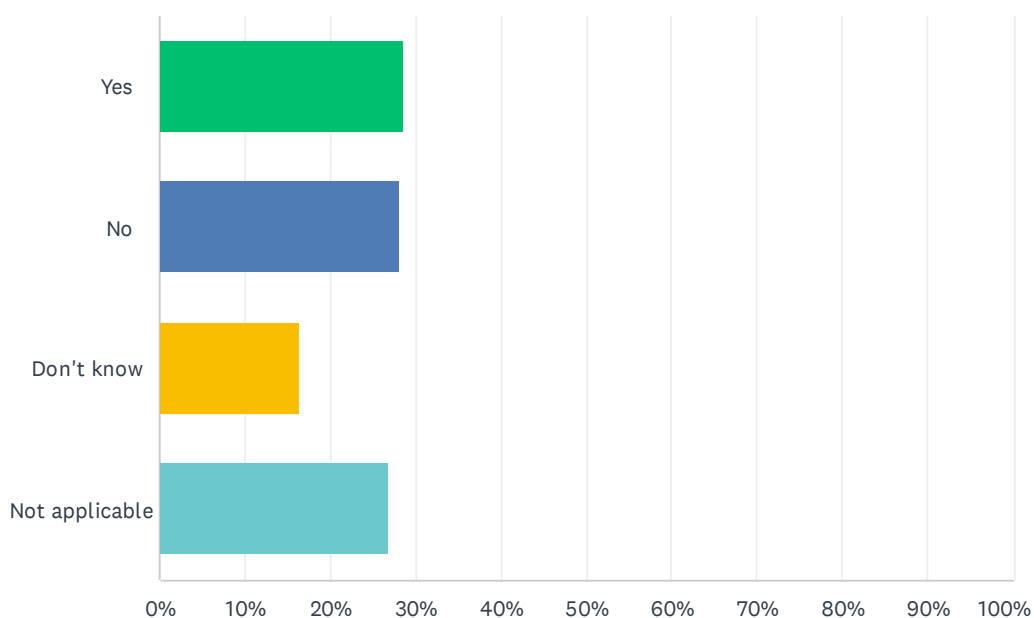
Answered: 1,532 Skipped: 3,784



ANSWER CHOICES	RESPONSES	
Not at all satisfied	24.87%	381
Dissatisfied	20.23%	310
Unsure	12.08%	185
Satisfied	27.87%	427
Very satisfied	14.95%	229
TOTAL		1,532

## Q10 Would you use alternative methods if you had known about them?

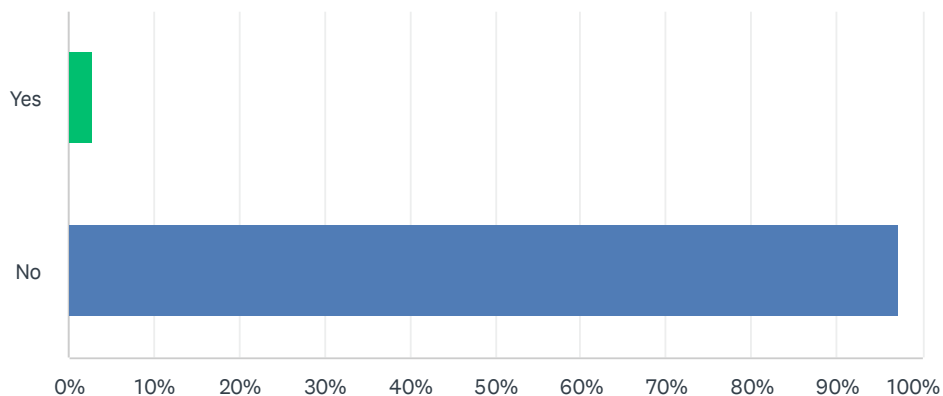
Answered: 1,531 Skipped: 3,785



ANSWER CHOICES	RESPONSES	
Yes	28.54%	437
No	28.22%	432
Don't know	16.46%	252
Not applicable	26.78%	410
TOTAL		1,531

**Q11 Have you contacted Crimestoppers, on 0800 555111 or via [www.crimestoppers-uk.org](http://www.crimestoppers-uk.org) in the last 12 months? (This charity allows people to anonymously pass on information about crime.)**

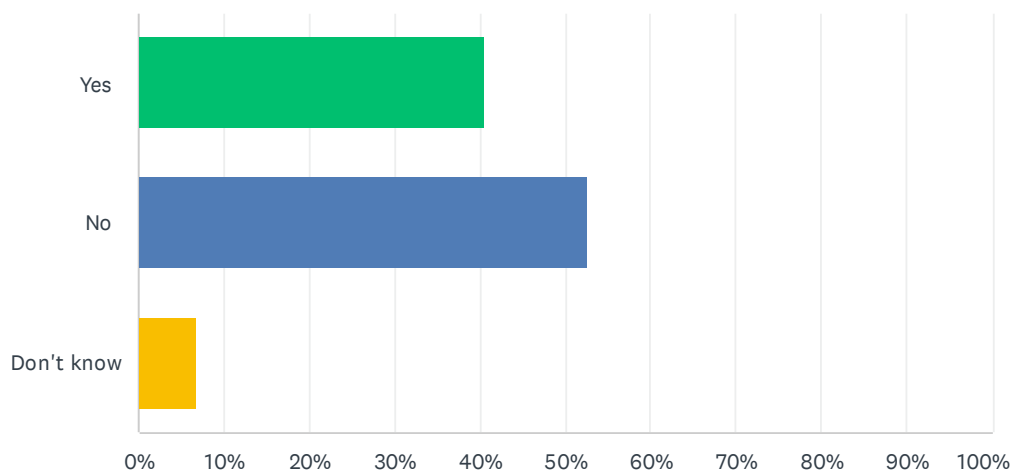
Answered: 4,855 Skipped: 461



ANSWER CHOICES	RESPONSES	
Yes	2.80%	136
No	97.20%	4,719
TOTAL		4,855

## Q12 Were you aware that services for victims of Crime in Devon, Cornwall and the Isles of Scilly are available 24 hours a day, seven days a week, even if a crime has not been reported to police?

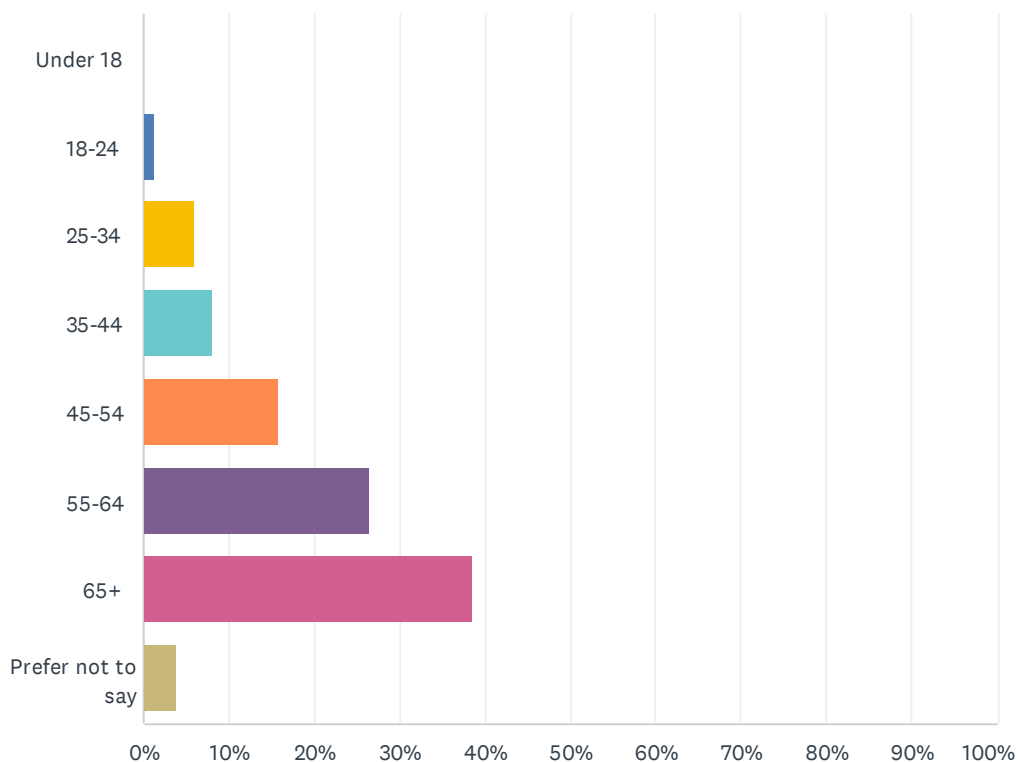
Answered: 4,855 Skipped: 461



ANSWER CHOICES	RESPONSES	
Yes	40.58%	1,970
No	52.67%	2,557
Don't know	6.76%	328
TOTAL		4,855

## Q13 What age category are you in?

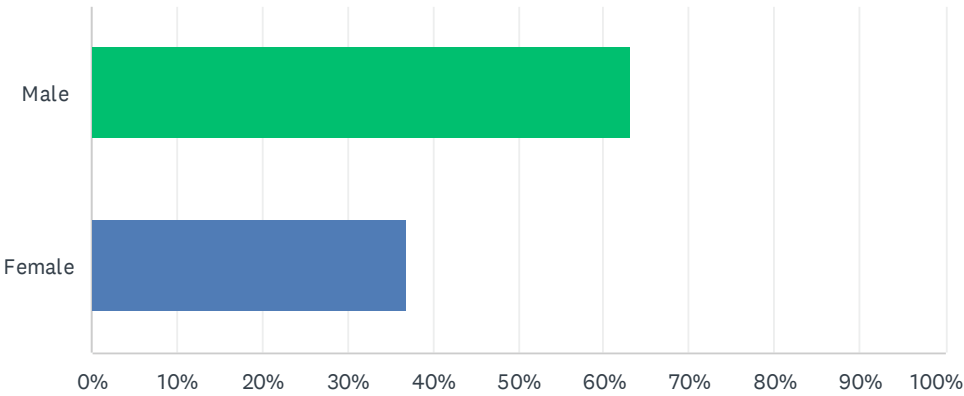
Answered: 4,827 Skipped: 489



ANSWER CHOICES	RESPONSES	
Under 18	0.10%	5
18-24	1.33%	64
25-34	5.93%	286
35-44	8.10%	391
45-54	15.74%	760
55-64	26.39%	1,274
65+	38.57%	1,862
Prefer not to say	3.83%	185
TOTAL		4,827

## Q14 What is your sex?

Answered: 4,770    Skipped: 546



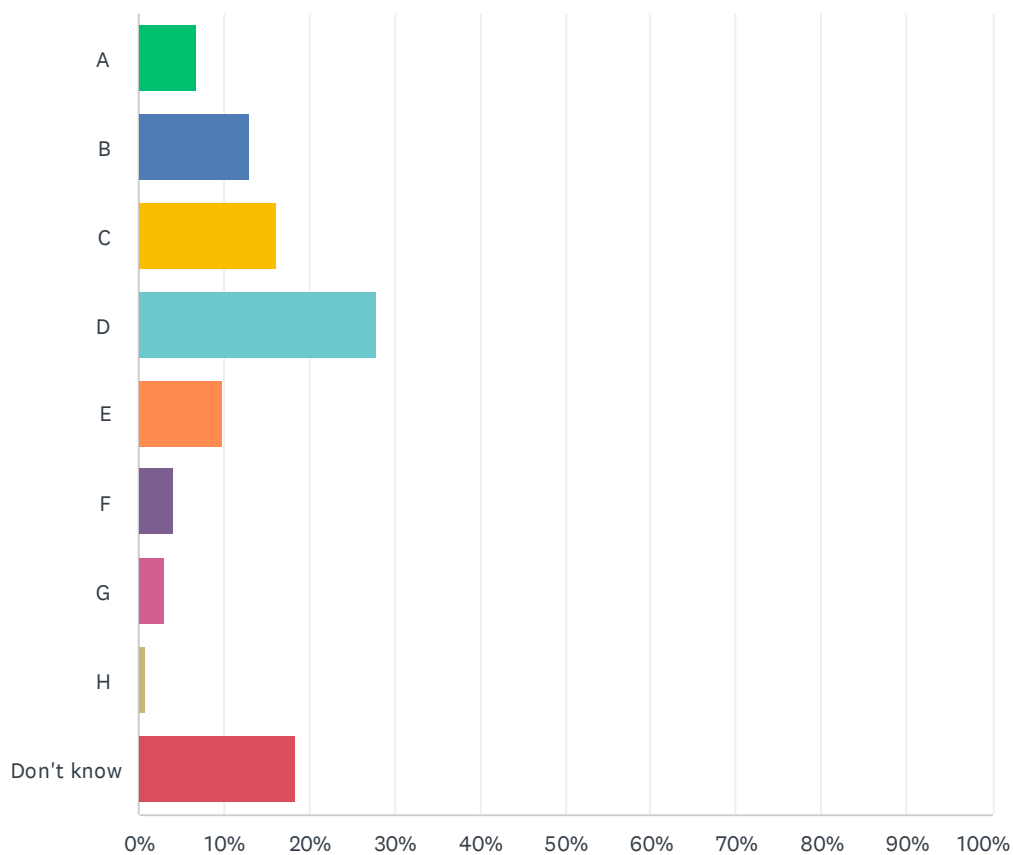
ANSWER CHOICES	RESPONSES	
Male	63.17%	3,013
Female	36.83%	1,757
TOTAL		4,770

## Q15 What is the first half of your postcode? (EG12)

Answered: 4,338   Skipped: 978

## Q16 What council tax band is your household?

Answered: 4,338 Skipped: 978



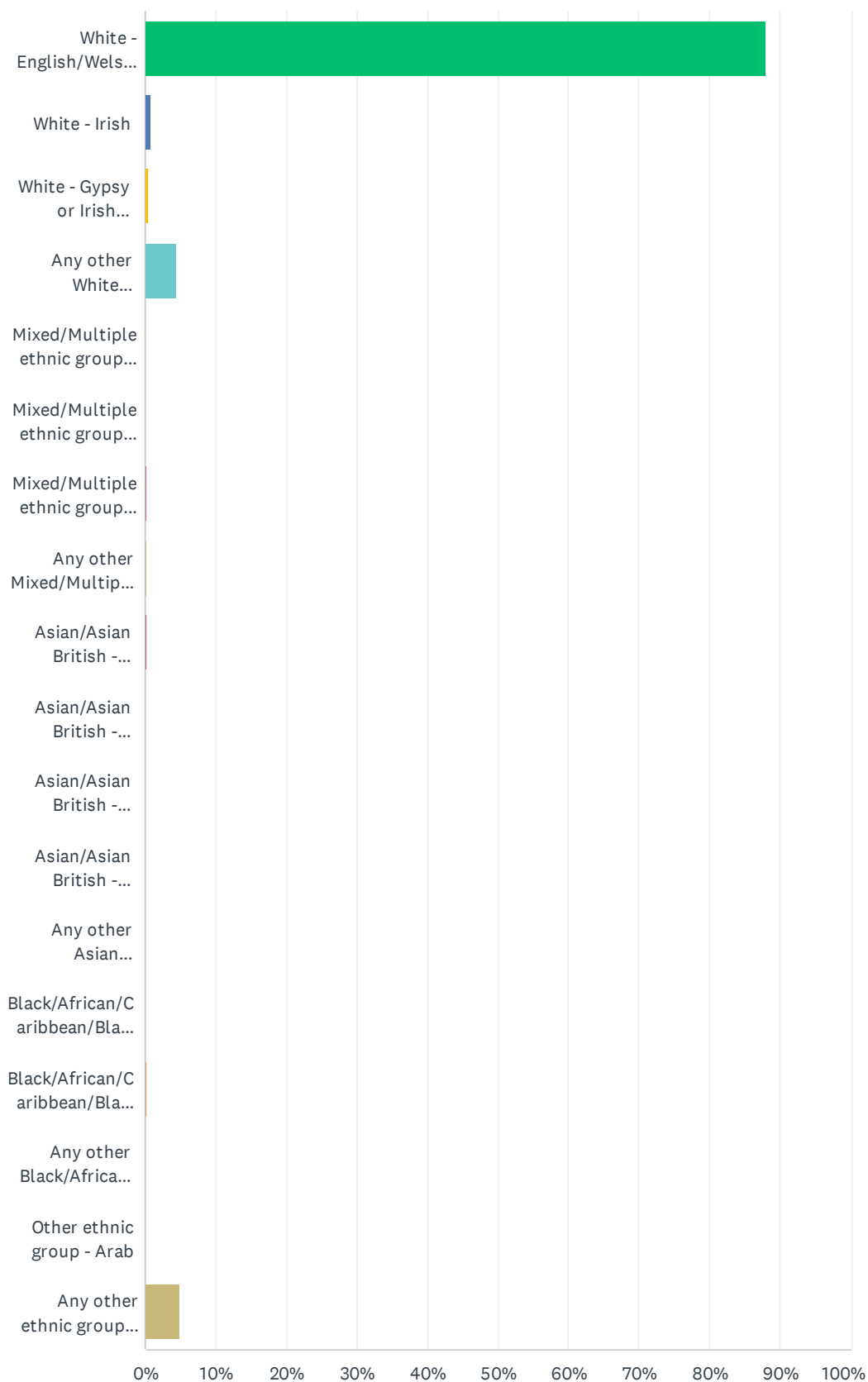
ANSWER CHOICES	RESPONSES	
A	6.75%	293
B	13.02%	565
C	16.21%	703
D	28.03%	1,216
E	9.70%	421
F	4.15%	180
G	3.09%	134
H	0.76%	33
Don't know	18.28%	793
TOTAL		4,338



## Q17 What is your ethnic group? [Please select from the dropdown list below]

Answered: 4,338   Skipped: 978

## Have your say on the 2022/23 funding of policing in Devon, Cornwall and the Isles of Scilly

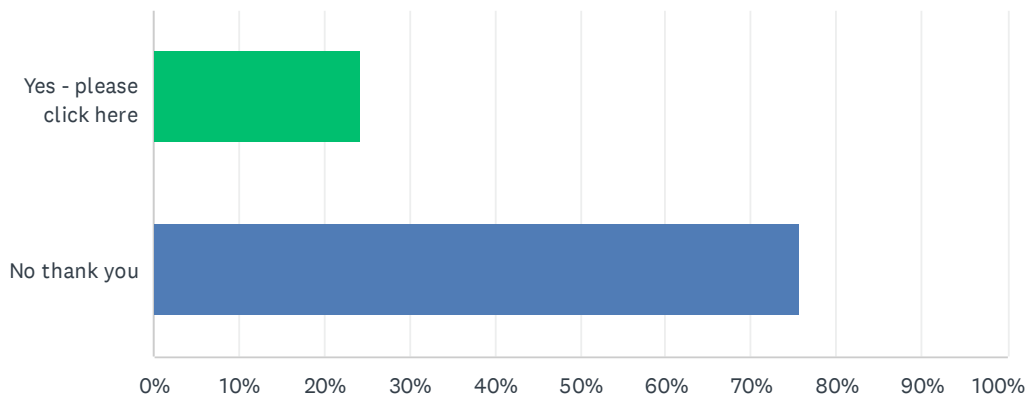


Have your say on the 2022/23 funding of policing in Devon, Cornwall and the Isles of Scilly

ANSWER CHOICES	RESPONSES	
White - English/Welsh/Scottish/Northern Irish	88.13%	3,823
White - Irish	0.92%	40
White - Gypsy or Irish Traveller	0.35%	15
Any other White background - please specify below	4.52%	196
Mixed/Multiple ethnic groups - White and Black Caribbean	0.09%	4
Mixed/Multiple ethnic groups - White and Black African	0.07%	3
Mixed/Multiple ethnic groups - White and Asian	0.18%	8
Any other Mixed/Multiple ethnic background - please specify below	0.30%	13
Asian/Asian British - Indian	0.14%	6
Asian/Asian British - Pakistani	0.09%	4
Asian/Asian British - Bangladeshi	0.00%	0
Asian/Asian British - Chinese	0.09%	4
Any other Asian background - please specify below	0.02%	1
Black/African/Caribbean/Black British - African	0.02%	1
Black/African/Caribbean/Black British - Caribbean	0.12%	5
Any other Black/African/Caribbean background - please specify below	0.00%	0
Other ethnic group - Arab	0.09%	4
Any other ethnic group - please specify below	4.86%	211
TOTAL		4,338

## Q18 To keep informed about crime and policing initiatives in your area by email would you like to sign up to Neighbourhood Alert?

Answered: 4,338 Skipped: 978



ANSWER CHOICES		RESPONSES	
Yes - please click here		24.25%	1,052
No thank you		75.75%	3,286
TOTAL			4,338